The page features a decorative border composed of black dots forming a rectangular frame. Scattered throughout the page are various sizes of solid pink circles, some with black outlines and others without. The text is centered within the dot frame.

Wacky Wednesday BOOK Activities

Created by Jackie Higgins
ready-set-read.com

WACKY WEDNESDAY

BOOK ACTIVITY GUIDE

Wacky Wednesday by Theo LeSieg (Dr. Seuss) is a very clever book because it provides picture puzzles for readers along with the classically well written rhyming text of Seuss. In this story, a child wakes up to see a misplaced shoe... on the wall. As the child moves through the morning, the book becomes a counting book of wacky items.

WACKY WORLD

PICTURES

Students will be given a wacky world frame and encouraged to draw a picture puzzle like the illustrations in the book, "Wacky Wednesday". After drawing the picture, students may want to trade pictures and see if a friend can find the wacky items in the drawing.

WACKY COUNTING

Try counting in wacky ways! Here are some ideas. Students can add their own wacky counting ideas:

- count backwards
- Count by 2s, 5s, 10s, etc.
- Count while spinning
- Count while hopping on one foot
- Count while holding your nose

WACKY BINGO


Give each child a bingo board. Students will move around the classroom looking for friends to sign the bingo board. Each friend can only sign next to one positive statement about themselves. The first person to fill the board is the bingo winner.

W LETTER WORK

Ask students to say the words "Wacky Wednesday" and to identify the first letter in the words "wacky" and "Wednesday". Give each student a W maze to complete.

WACKY WORLD

Name: _____





WACKY BINGO

Name: _____

I can roll my tongue.	I can pat my head and rub my tummy at the same time.	I can do a wacky dance.	I have worn my shirt backwards.
I can stand on my head.	I can write with both hands.	I have called my teacher "mom".	I sing loudly to the radio.
I've thought Saturday was a school day.	I have colored by hair a different color.	I can write my name backward.	I can make a wacky face.
I know how to juggle.	I have worn socks that don't match.	I have had a mohawk.	I can balance 3 books on my head.

Color all the Ws to get the whale to the water.

Name: _____

	W	W	W	S
L	R	F	W	G
W	W	W	W	O
W	S	R	C	D
W	W	W	W	

Thank you for downloading this product.

I hope you enjoy the activities included. You can find more teaching resources on my blog:



Ready-Set-Read.com

You can find more freebies in my Teachers Pay Teachers Store. I'd love if you'd follow my store while you are there for more freebies.



<http://www.teacherspayteachers.com/Store/Jackie-Higgins>

You might also like:

[Printable Books for Emergent Readers: Nursery Rhymes](#)

[Printable Sight Word Readers](#)

Created by Jackie Higgins for ready-set-read.com © J. Higgins, 2013

Graphics from [Tracee Orman](#), Digiscrap Kits, [Amazing Documents](#)

Fonts Licensed from [LetteringDelights.com](#), Fonts from [Laura Davis](#)

